



Official Pre-Season Test : Phillip Island GP Circuit : Jan. 29 & 30

KAWASAKI AUSTRALIAN SUPERBIKE CHAMPIONSHIP

Practice 8

Date: 30/01/20
 Event: P30
 Weather: Sunny - Temp: 37.1C
 Track: Dry - Temp: 60.4C

Started at: 15:17:32
 Laps: 25 Min
 Starters: 11
 Printed at: 15:49

CLASSIFICATION

Pos	No	Name	Machine	Fastest Lap	On Lap	Behind Leader	Behind Prev	Top Speed
1	17	Troy HERFOSS (QLD) / Penrite Honda Racing / Elite Roads / Michelin	Honda CBR RR	1:32.497	2 of 11			301
2	1	Mike JONES (QLD) / Desmosport Ducati	Ducati V4R	1:32.503	4 of 10	.006	.006	305
3	67	Bryan STARING (WA) / Kawasaki BCperformance / Kawasaki Motors Aust.	Kawasaki ZX10R	1:32.603	2 of 8	.106	.100	299
4	21	Josh WATERS (VIC)	Suzuki GSX RR	1:33.052	9 of 9	.555	.449	298
5	12	Matt WALTERS (NSW) / Kawasaki Aust. / Rover Coaches / Pirelli / AGV Helmets / RST / Repsol Oil / SBS Brakes	Kawasaki ZX10R	1:33.278	7 of 9	.781	.226	300
6	22	Lachlan EPIS (NSW)	Suzuki GSX RR	1:33.477	2 of 3	.980	.199	298
7	65	Cru HALLIDAY (NSW) / Yamaha Racing Team	Yamaha YZF-R1	1:33.539	4 of 6	1.042	.062	305
8	68	Glenn SCOTT (NSW) / Kawasaki BCperformance / Kawasaki Motors Aust.	Kawasaki ZX10R	1:33.616	9 of 12	1.119	.077	298
9	14	Glenn ALLERTON (NSW) / NextGen Motorsports / BMW	BMW S RR	1:34.192	6 of 7	1.695	.576	301
10	13	Jed METCHER (VIC) / Metcher Motorsport	Suzuki GSXR	1:35.332	3 of 10	2.835	1.140	298
11	62	Brendan MCINTYRE (NSW)	Suzuki GSX RR	1:36.901	4 of 5	4.404	1.569	285

Current qualifying record for SBK class - 1:31.995 by Mike JONES (QLD) on a Ducati 1299 FE set on 05/10/19



Scott Laing
 Chief Timekeeper - Scott Laing

Tom Williams
 Clerk of Course - Tom Williams





Official Pre-Season Test : Phillip Island GP Circuit : Jan. 29 & 30

KAWASAKI AUSTRALIAN SUPERBIKE CHAMPIONSHIP

Practice 8

Date: 30/01/20
 Event: P30
 Weather: Sunny - Temp: 37.1C
 Track: Dry - Temp: 60.4C

Started at: 15:17:32
 Laps: 25 Min
 Starters: 11
 Printed at: 15:49

LAP TIMES

No	Name	Lap 1	Lap 2	Lap 3	Lap 4	Lap 5	Lap 6	Lap 7	Lap 8	Lap 9	Lap 10
1	Mike JONES (QLD)	1:40.262	1:32.875	1:32.517	1:32.503	1:33.033	3:31.649	1:42.018	1:32.680	1:32.739	1:32.834
12	Matt WALTERS (NSW)	1:54.229	1:34.721	1:34.191	1:34.307	6:44.634	1:52.331	1:33.278	1:33.499	1:45.119	
13	Jed METCHER (VIC)	1:42.856	1:35.594	1:35.332	1:35.766	5:17.085	1:48.502	1:37.524	6:25.600	1:49.516	1:35.600
14	Glenn ALLERTON (NSW)	2:01.922	1:43.387	1:36.001	7:48.109	1:51.699	1:34.192	1:34.641			
17	Troy HERFOSS (QLD)	1:46.198	1:32.497	1:33.443	1:33.495	1:33.486	1:35.708	1:33.836	8:05.281	1:41.264	1:32.594
	10	1:56.001									
21	Josh WATERS (VIC)	1:55.453	1:33.141	1:38.374	1:36.384	1:33.442	5:38.072	1:51.901	1:33.264	1:33.052	
22	Lachlan EPIS (NSW)	1:49.109	1:33.477	1:44.452							
62	Brendan MCINTYRE (NSW)	1:46.674	1:37.623	1:37.720	1:36.901	1:37.243					
65	Cru HALLIDAY (NSW)	1:41.942	1:33.794	1:34.027	1:33.539	1:33.555	1:34.034				
67	Bryan STARING (WA)	1:47.320	1:32.603	1:32.951	9:22.146	1:47.787	1:33.625	1:33.649	1:33.844		
68	Glenn SCOTT (NSW)	1:47.338	1:35.506	1:35.440	1:35.151	6:24.889	1:47.868	1:34.997	1:33.800	1:33.616	1:33.865
	10	1:33.978	1:34.602								



Chief Timekeeper - Scott Laing

Tom Williams

Clerk of Course - Tom Williams



www.computime.com.au

COMPUTIME RACE TIMING SYSTEMS PTY LTD



ASBK.COM.AU f t i y

Official Pre-Season Test : Phillip Island GP Circuit : Jan. 29 & 30

KAWASAKI AUSTRALIAN SUPERBIKE CHAMPIONSHIP

Practice 8

Date: 30/01/20
 Event: P30
 Weather: Sunny - Temp: 37.1C
 Track: Dry - Temp: 60.4C

Started at: 15:17:32
 Laps: 25 Min
 Starters: 11
 Printed at: 15:49


SPLIT TIMES

Lap	Split 1	Split 2	Split 3	Split 4	Lap Time	Spd	Lap	Split 1	Split 2	Split 3	Split 4	Lap Time	Spd
1 Mike JONES (QLD) (2nd)							10	22.749	27.722	18.293	26.836	1:35.600	290
1	28.289	27.759	18.095	26.119	1:40.262 P								
2	22.368	26.901	17.793	25.813	1:32.875	302	14 Glenn ALLERTON (NSW) (9th)						
3	22.154	26.805	17.664	25.894	1:32.517	303	1	36.544	34.278	23.534	27.566	2:01.922 P	
4	22.171	26.712	17.677	25.943	1:32.503	303	2	28.518	29.641	18.457	26.771	1:43.387	299
5	22.214	26.928	17.840	26.051	1:33.033	304	3	23.019	27.826	18.356	26.800	1:36.001	298
6	22.676	28.879	18.704	2:21.390	3:31.649	304	4	23.405	32.009	21.075	6:31.620	7:48.109	298
7	28.701	28.548	18.562	26.207	1:42.018 P		5	34.677	32.307	18.398	26.317	1:51.699 P	
8	22.192	26.804	17.822	25.862	1:32.680	301	6	22.610	27.316	18.034	26.232	1:34.192	299
9	22.230	26.810	17.828	25.871	1:32.739	303	7	22.543	27.338	18.142	26.618	1:34.641	301
10	22.167	26.929	17.764	25.974	1:32.834	302	17 Troy HERFOSS (QLD) (1st)						
12 Matt WALTERS (NSW) (5th)							1	30.779	28.080	21.041	26.298	1:46.198 P	
1	37.685	30.581	19.028	26.935	1:54.229 P		2	22.152	26.752	17.735	25.858	1:32.497	296
2	22.666	27.500	18.090	26.465	1:34.721	297	3	22.307	26.888	18.121	26.127	1:33.443	301
3	22.345	27.322	18.138	26.386	1:34.191	299	4	22.280	26.936	18.023	26.256	1:33.495	295
4	22.434	27.323	18.005	26.545	1:34.307	298	5	22.336	27.047	17.939	26.164	1:33.486	294
5	24.621	30.215	18.603	5:31.195	6:44.634	298	6	22.384	27.123	17.878	28.323	1:35.708	295
6	38.352	29.270	18.332	26.377	1:52.331 P		7	22.374	27.299	17.910	26.253	1:33.836	297
7	22.203	27.102	17.823	26.150	1:33.278	300	8	22.722	27.525	18.381	6:56.653	8:05.281	295
8	22.226	27.278	17.851	26.144	1:33.499	298	9	29.668	27.330	17.969	26.297	1:41.264 P	
9	26.642	32.061	19.682	26.734	1:45.119	295	10	22.001	26.926	17.699	25.968	1:32.594	298
13 Jed METCHER (VIC) (10th)							11	27.105	34.195	22.682	32.019	1:56.001	293
1	29.109	28.550	18.354	26.843	1:42.856 P		21 Josh WATERS (VIC) (4th)						
2	22.774	27.704	18.271	26.845	1:35.594	294	1	38.290	30.528	19.962	26.673	1:55.453 P	
3	22.830	27.664	18.479	26.359	1:35.332	293	2	22.401	27.096	17.737	25.907	1:33.141	298
4	22.807	27.773	18.487	26.699	1:35.766	298	3	22.194	28.274	20.819	27.087	1:38.374	298
5	24.800	32.160	19.628	4:00.497	5:17.085	290	4	22.590	28.753	18.830	26.211	1:36.384	298
6	31.614	30.161	19.084	27.643	1:48.502 P		5	22.332	27.162	17.903	26.045	1:33.442	295
7	23.309	28.181	18.509	27.525	1:37.524	292	6	23.885	30.671	19.648	4:23.868	5:38.072	296
8	23.223	30.471	19.114	5:12.792	6:25.600	285	7	38.243	29.163	18.327	26.168	1:51.901 P	
9	32.435	30.173	19.562	27.346	1:49.516 P		8	22.201	27.207	17.780	26.076	1:33.264	297



Scott Laing
 Chief Timekeeper - Scott Laing

Tom Williams
 Clerk of Course - Tom Williams





Official Pre-Season Test : Phillip Island GP Circuit : Jan. 29 & 30

KAWASAKI AUSTRALIAN SUPERBIKE CHAMPIONSHIP

Practice 8

Date: 30/01/20
 Event: P30
 Weather: Sunny - Temp: 37.1C
 Track: Dry - Temp: 60.4C

Started at: 15:17:32
 Laps: 25 Min
 Starters: 11
 Printed at: 15:49

SPLIT TIMES

Lap	Split 1	Split 2	Split 3	Split 4	Lap Time	Spd	Lap	Split 1	Split 2	Split 3	Split 4	Lap Time	Spd
9	22.191	27.094	17.801	25.966	1:33.052	296	2	22.279	26.907	17.677	25.740	1:32.603	298
							3	22.217	26.960	17.888	25.886	1:32.951	299
							4	22.245	27.575	18.410	8:13.916	9:22.146	299
22 Lachlan EPIS (NSW) (6th)							5	35.317	28.213	18.209	26.048	1:47.787 P	
1	34.821	28.745	19.388	26.155	1:49.109 P		6	22.397	27.199	17.947	26.082	1:33.625	297
2	22.207	27.242	17.830	26.198	1:33.477	297	7	22.354	27.202	17.918	26.175	1:33.649	298
3	25.120	32.943	19.475	26.914	1:44.452	293	8	22.398	27.254	17.958	26.234	1:33.844	297
62 Brendan MCINTYRE (NSW) (11th)							68 Glenn SCOTT (NSW) (8th)						
1	30.749	29.309	19.115	27.501	1:46.674 P		1	32.967	28.896	18.703	26.772	1:47.338 P	
2	23.734	28.208	18.628	27.053	1:37.623	279	2	22.924	27.753	18.195	26.634	1:35.506	298
3	23.738	27.927	19.115	26.940	1:37.720	282	3	22.947	27.711	18.248	26.534	1:35.440	297
4	23.441	28.048	18.714	26.698	1:36.901	282	4	22.886	27.764	18.093	26.408	1:35.151	298
5	23.077	28.547	18.735	26.884	1:37.243	285	5	23.042	28.078	18.537	5:15.232	6:24.889	295
65 Cru HALLIDAY (NSW) (7th)							6	33.634	28.934	18.616	26.684	1:47.868 P	
1	29.697	27.729	18.092	26.424	1:41.942 P		7	22.863	27.609	18.084	26.441	1:34.997	296
2	22.454	27.174	17.995	26.171	1:33.794	298	8	22.571	27.235	17.905	26.089	1:33.800	295
3	22.581	27.090	17.921	26.435	1:34.027	299	9	22.370	27.134	17.886	26.226	1:33.616	298
4	22.460	27.216	17.840	26.023	1:33.539	305	10	22.451	27.219	17.991	26.204	1:33.865	298
5	22.322	27.223	17.856	26.154	1:33.555	299	11	22.436	27.338	17.982	26.222	1:33.978	297
6	22.260	27.410	17.844	26.520	1:34.034	300	12	22.465	27.501	18.115	26.521	1:34.602	294
67 Bryan STARING (WA) (3rd)													
1	33.203	29.618	18.384	26.115	1:47.320 P								




Chief Timekeeper - Scott Leung

www.computime.com.au

COMPUTIME RACE TIMING SYSTEMS PTY LTD

Clerk of Course - Tom Williams





ASBK.COM.AU f t i y

Official Pre-Season Test : Phillip Island GP Circuit : Jan. 29 & 30

KAWASAKI AUSTRALIAN SUPERBIKE CHAMPIONSHIP

Practice 8

Date: 30/01/20
 Event: P30
 Weather: Sunny - Temp: 37.1C
 Track: Dry - Temp: 60.4C

Started at: 15:17:32
 Laps: 25 Min
 Starters: 11
 Printed at: 15:49


FASTEST LAPS SEQUENCE

Race Time	No	Name	Machine	Fastest Lap	On Lap
1:43.722	1	Mike JONES (QLD)	Ducati V4R	1:40.262	1
3:16.597	1	Mike JONES (QLD)	Ducati V4R	1:32.875	2
3:23.522	17	Troy HERFOSS (QLD)	Honda CBR RR	1:32.497	2



Scott Laing
 Chief Timekeeper - Scott Laing

Tom Williams
 Clerk of Course - Tom Williams





Official Pre-Season Test : Phillip Island GP Circuit : Jan. 29 & 30
KAWASAKI AUSTRALIAN SUPERBIKE CHAMPIONSHIP

Practice 8

Date: 30/01/20
 Event: P30
 Weather: Sunny - Temp: 37.1C
 Track: Dry - Temp: 60.4C

Started at: 15:17:32
 Laps: 25 Min
 Starters: 11
 Printed at: 15:49

BEST PARTIAL TIMES

Pos	Split 1		Split 2		Split 3		Split 4		LAP		Ideal	Fastest
	Name	Time	Name	Time	Name	Time	Name	Time	Name			
1	T. HERFOSS	22.001	M. JONES	26.712	M. JONES	17.664	B. STARING	25.740	T. HERFOSS	1:32.310	1:32.497	
2	M. JONES	22.154	T. HERFOSS	26.752	B. STARING	17.677	M. JONES	25.813	M. JONES	1:32.343	1:32.503	
3	J. WATERS	22.191	B. STARING	26.907	T. HERFOSS	17.699	T. HERFOSS	25.858	B. STARING	1:32.541	1:32.603	
4	M. WALTERS	22.203	C. HALLIDAY	27.090	J. WATERS	17.737	J. WATERS	25.907	J. WATERS	1:32.929	1:33.052	
5	L. EPIS	22.207	J. WATERS	27.094	M. WALTERS	17.823	C. HALLIDAY	26.023	C. HALLIDAY	1:33.213	1:33.539	
6	B. STARING	22.217	M. WALTERS	27.102	L. EPIS	17.830	G. SCOTT	26.089	M. WALTERS	1:33.272	1:33.278	
7	C. HALLIDAY	22.260	G. SCOTT	27.134	C. HALLIDAY	17.840	M. WALTERS	26.144	L. EPIS	1:33.434	1:33.477	
8	G. SCOTT	22.370	L. EPIS	27.242	G. SCOTT	17.886	L. EPIS	26.155	G. SCOTT	1:33.479	1:33.616	
9	G. ALLERTON	22.543	G. ALLERTON	27.316	G. ALLERTON	18.034	G. ALLERTON	26.232	G. ALLERTON	1:34.125	1:34.192	
10	J. METCHER	22.749	J. METCHER	27.664	J. METCHER	18.271	J. METCHER	26.359	J. METCHER	1:35.043	1:35.332	
11	B. MCINTYRE	23.077	B. MCINTYRE	27.927	B. MCINTYRE	18.628	B. MCINTYRE	26.698	B. MCINTYRE	1:36.330	1:36.901	



Scott Laing
 Chief Timekeeper - Scott Laing

Tom Williams
 Clerk of Course - Tom Williams





ASBK.COM.AU f t i y

Official Pre-Season Test : Phillip Island GP Circuit : Jan. 29 & 30

KAWASAKI AUSTRALIAN SUPERBIKE CHAMPIONSHIP

Practice 8

Date: 30/01/20
Event: P30
Weather: Sunny - Temp: 37.1C
Track: Dry - Temp: 60.4C

Started at: 15:17:32
Laps: 25 Min
Starters: 11
Printed at: 15:49

RACE INFORMATION

Time	Description
15:17:32	Event Start
15:42:39	Chequered Flag
15:47:29	Event Finish



Scott Laing
Chief Timekeeper - Scott Laing

Tom Williams
Clerk of Course - Tom Williams





ASBK.COM.AU f t i y

Official Pre-Season Test : Phillip Island GP Circuit : Jan. 29 & 30

KAWASAKI AUSTRALIAN SUPERBIKE CHAMPIONSHIP

Combined Practices

MERGED CLASSIFICATION

Date: 30/01/20

Printed at: 15:51

Pos	No	Name	Machine	Event P02	Event P06	Event P10	Event P14	Event P18	Event P22	Event P26	Event P30	Fastest Lap	Fastest Speed
1	47	Wayne MAXWELL (VIC) / Boost Mobile	Ducati V4R	1:33.523	1:32.546	1:33.206	1:32.366	1:32.608	1:31.776	1:32.279		1:31.776	311
2	1	Mike JONES (QLD) / Desmosport Ducati	Ducati V4R	1:33.279	1:33.428	1:33.339	1:33.062	1:32.434	1:33.073	1:32.903	1:32.503	1:32.434	310
3	17	Troy HERFOSS (QLD) / Penrite Honda Racing / Elite Roads / Michelin	Honda CBR RR	1:33.571	1:33.152	1:33.607	1:33.136	1:33.196	1:33.423	1:32.985	1:32.497	1:32.497	303
4	67	Bryan STARING (WA) / Kawasaki BCperformance / Kawasaki Motors Aust.	Kawasaki ZX10R	1:34.098	1:33.591	1:33.503	1:33.655	1:33.628	1:33.063	1:33.122	1:32.603	1:32.603	308
5	28	Aiden WAGNER (QLD) / Yamaha Racing Team	Yamaha YZF-R1	1:34.456	1:34.018	1:33.006	1:33.725	1:33.879	1:32.792	1:33.529		1:32.792	304
6	25	Daniel FALZON (SA) / William Adams CAT / Energy Power CAT / Mainline Dyno / Yamaha	Yamaha YZF-R1	1:34.532	1:34.623	1:33.835	1:33.939	1:32.813	1:32.958	1:33.262		1:32.813	305
7	21	Josh WATERS (VIC)	Suzuki GSX RR	1:34.905	1:34.353	1:34.676	1:33.867	1:33.835	1:33.492	1:33.869	1:33.052	1:33.052	300
8	65	Cru HALLIDAY (NSW) / Yamaha Racing Team	Yamaha YZF-R1	1:33.354	1:33.370	1:33.698	1:33.634	1:33.373	1:33.171	1:33.112	1:33.539	1:33.112	305
9	12	Matt WALTERS (NSW) / Kawasaki Aust. / Rover Coaches / Pirelli / AGV Helmets / RST / Repsol Oil / SBS Brakes	Kawasaki ZX10R					1:34.875	1:33.813	1:33.693	1:33.278	1:33.278	306
10	22	Lachlan EPIS (NSW)	Suzuki GSX RR	1:35.781	1:35.414	1:34.939	1:34.831	1:34.509	1:34.077	1:34.192	1:33.477	1:33.477	302
11	68	Glenn SCOTT (NSW) / Kawasaki BCperformance / Kawasaki Motors Aust.	Kawasaki ZX10R	1:36.891	1:35.929	1:34.961	1:34.380	1:35.414	1:34.524	1:34.851	1:33.616	1:33.616	301
12	41	Max CROKER (NSW) / Mat Mladin Racing / Yoshimura / Suzuki M-cycles / Suz. Finance & Ins. / Ecstar	Suzuki GSX RR	1:36.039	1:35.913	1:35.429	1:35.375	1:34.142	1:34.351	1:35.195		1:34.142	303
13	14	Glenn ALLERTON (NSW) / NextGen Motorsports / BMW	BMW S RR	1:35.540	1:34.581	1:34.655	1:34.438	1:35.054	1:34.499	1:34.202	1:34.192	1:34.192	308
14	13	Jed METCHER (VIC) / Metcher Motorsport	Suzuki GSXR	1:35.657	1:35.489	1:35.645	1:35.285	1:35.936	1:34.438	1:35.820	1:35.332	1:34.438	303
15	33	Sloan FROST (NZ)	Suzuki GSX RR	1:37.516	1:36.585	1:35.601	1:35.623	1:36.680	1:34.860			1:34.860	298
16	62	Brendan MCINTYRE (NSW)	Suzuki GSX RR	1:38.014	1:38.034	1:37.920		1:38.114	1:37.483	1:36.191	1:36.901	1:36.191	287
17	78	Nathan SPITERI (VIC) / Livson / RST / PTR / Grining Dingo	Suzuki GSX RR		1:40.946	1:39.939	1:40.200					1:39.939	281

Chief Timekeeper - Scott Laing

Clerk of Course - Tom Williams